

# Surgical Accessory Kit

2012.10.22

**Bone Planer**


**QuickTight**

**Bone Profile**

**Tissue punch**

**Dia. Marker**

**Connector**



# Tissue punch



Ø3.5

Ø4.0

Ø4.5

Ø5.0




1. **Remove soft tissue** easily and clearly **without Incision** for implantation.

2. Select suitable size depending on Fixture size



# Dia. Maker

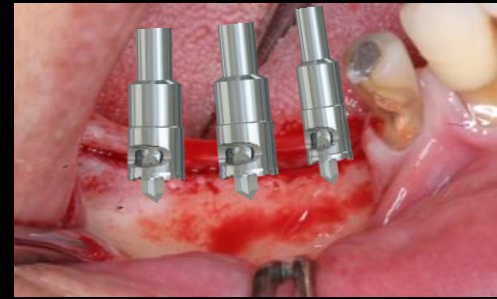
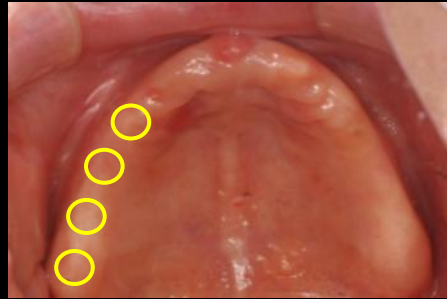


Ø3.5

Ø4.0

Ø4.5

Ø5.0



1. **Set the position of fixture and space between fixtures**  
for safe surgery
2. Select suitable size depending on fixture size

Tissue Punch

Dia. Marker

Bone Planer


QuickTight

Bone Profile

Connector

Main

# Bone Planer



Ø3.5    Ø4.0    Ø4.5    Ø5.0

2.2 Initial Drilling



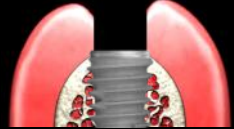
Bone Planer



2.2 Initial Drilling



implantation



Flatten the irregular residual bone for exact implantation



# QuickTight

Express screw driver for engine hand-piece



1.2 Hex Short

1.2 Hex Long

1.25 Hex Long

1.25 Hex Short

Mount Quicktight On  
dental hand-piece



Mount screw (Cover,  
abutement, healing) on  
Quicktight



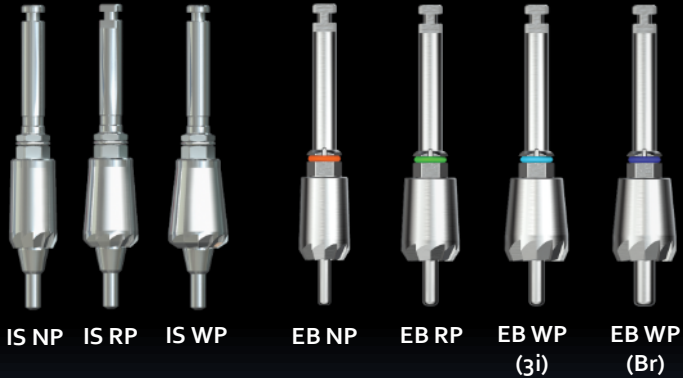
Tighten under 500~1000rpm within  
1~2Ncm, the substructure of  
Quicktight stops automatically.



1. Resolved discomfort of manual hand tightening, convenience on molar areas
2. Reduced procedure time(10screws in less than 1minute)
3. Fast and safe



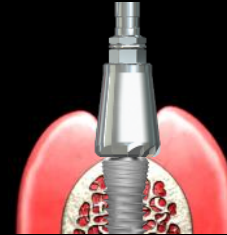
# Bone Profile



Using before connecting  
prosthetics after removing  
healing or cover screw

Drilling by guiding with point  
part

Removed soft tissue and  
bone clearly in upper part



1. Tool for Removing soft tissue and bone in upper of fixture for exact prosthetic connection